

CAMPFIRE SAFETY



KOG Ranger Activity 7
PAGE 1







THESE PICTURES SHOW HOW TO
MAKE A SAFE CAMPFIRE, BUT THEY ARE ALL
OUT OF ORDER. CAN YOU NUMBER THEM 1-10
IN THE CORRECT ORDER?

STEPS FOR A SAFE CAMPFIRE

USE THESE STEPS TO HELP YOU PUT THE PICTURES IN THE CORRECT ORDER.

1. Call Before You Go! Call the local fire district to see if campfires are allowed where you are going.
2. Bring a shovel or rake and a bucket of water to keep handy in case some fire escapes.
3. Choose a place that is away from dry logs, steep slopes, dry grass, leaves, bushes or overhanging branches.
4. Clear all leaves and forest floor litter away, down to the bare earth, for at least 5 feet on all sides of the fire.
5. Dig a shallow pit in the center of the cleared area and surround it with rocks.
6. Keep extra wood, paper, your tent, and any other items that can burn away from the fire.
7. After you light the fire, throw the hot match into the fire – not onto the ground.
8. Never leave a campfire burning when no one is there to watch it! Even a small breeze could cause the fire to spread.
9. When you are done, put the fire out completely. Start by drowning the fire with water.
10. Then stir the fire with a shovel and drown it with more water, continuing until the fire is out – DEAD OUT!

**DROWN, STIR,
DROWN . . . BE SURE
THAT YOUR CAMPFIRE
IS DEAD OUT!**



KEEP OREGON GREEN ASSOCIATION
PO BOX 12365, SALEM, OR 97309-0365
503.945.7498



WHAT'S WRONG WITH THIS CAMPFIRE? CAN YOU FIND SIX THINGS THAT COULD MAKE THIS CAMPFIRE END IN A WILDFIRE?



1. _____
2. _____
3. _____
4. _____
5. _____
6. _____

CARELESS HUMANS CAUSE WILDFIRES

People being careless with their campfires can cause wildfires that will burn the forest, put people in danger and destroy homes for wildlife. Most campfire-related wildfires occur when people fail to do the following three things. **Draw a line between each word and its meaning.**

- | | |
|-----------------|--|
| CLEAR | Putting the fire completely out – DEAD OUT! |
| ATTEND | Creating a fire-safe zone around the campfire. Clearing away the dry twigs, leaves, brush and other items that may catch fire at least 5 feet around the fire pit. |
| SUPPRESS | Staying close by a campfire while it is burning so that you are able to notice if any sparks or flames escape from the fire pit. |



And, of course,
"CALL BEFORE YOU GO!"
Call your local Fire District to see if campfires are allowed where you are going.



LEARN MORE ABOUT THE KEEP OREGON GREEN
RANGER PROGRAM AT www.keeporegongreen.org



KEEP OREGON GREEN ASSOCIATION
PO BOX 12365, SALEM, OR 97309-0365
503.945.7498

Answers: Steps for a Safe Campfire: 1. no cleared area 2. no rocks around campfire 3. tent too close to fire 4. firewood too close to fire 5. branches hanging over fire 6. nobody watching the fire
What's Wrong With This Campfire: 1. tent too close to fire 2. firewood too close to fire 3. no cleared area 4. branches hanging over fire 5. nobody watching the fire 6. no rocks around campfire